



THE POWER TO
SEE MORE



MONTERIS MEDICAL'S MINIMALLY INVASIVE
NEUROBLATE® SYSTEM ENABLES DOCTORS
TO DESTROY BRAIN LESIONS WITH

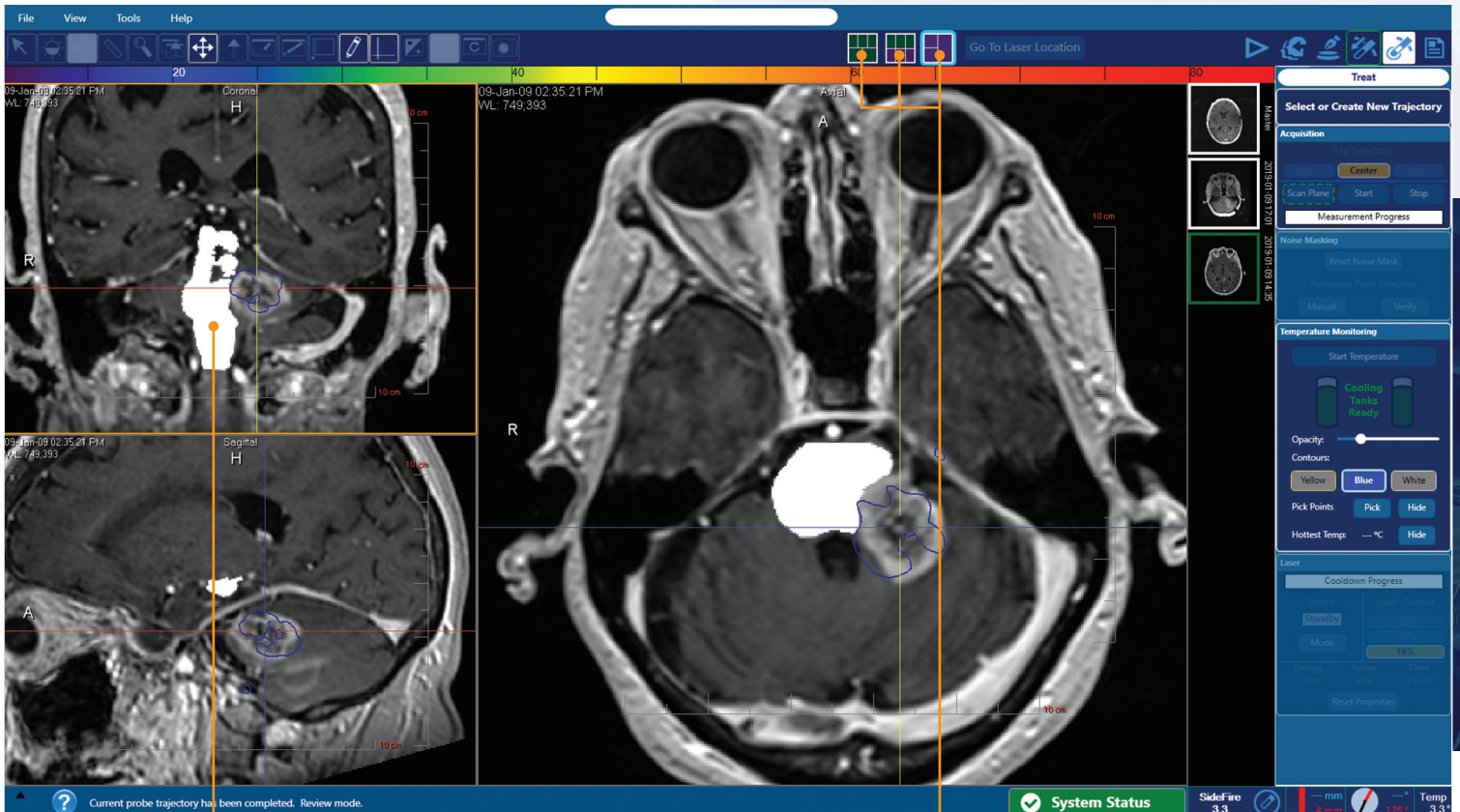
PRECISION AND CONFIDENCE

- The NeuroBlate System is a minimally invasive robotically controlled thermal therapy for use with brain tumors and epileptic foci.
- Using MRI-guided laser light, NeuroBlate is a tool used to ablate (destroy) brain lesions or unwanted tissue.
- The precise nature of the NeuroBlate System helps to lessen the likelihood of harm to nearby healthy brain tissue.

ADVANCING SCIENCE. TRANSFORMING LIVES.

GAIN A NEW PERSPECTIVE

The NeuroBlate System now features Fusion-S Software, the exclusive software intelligence behind the most advanced laser ablation system for neurosurgery. NeuroBlate Fusion-S Software delivers superior visualization, allowing you to see more of the procedure, so you can execute every case confidently.



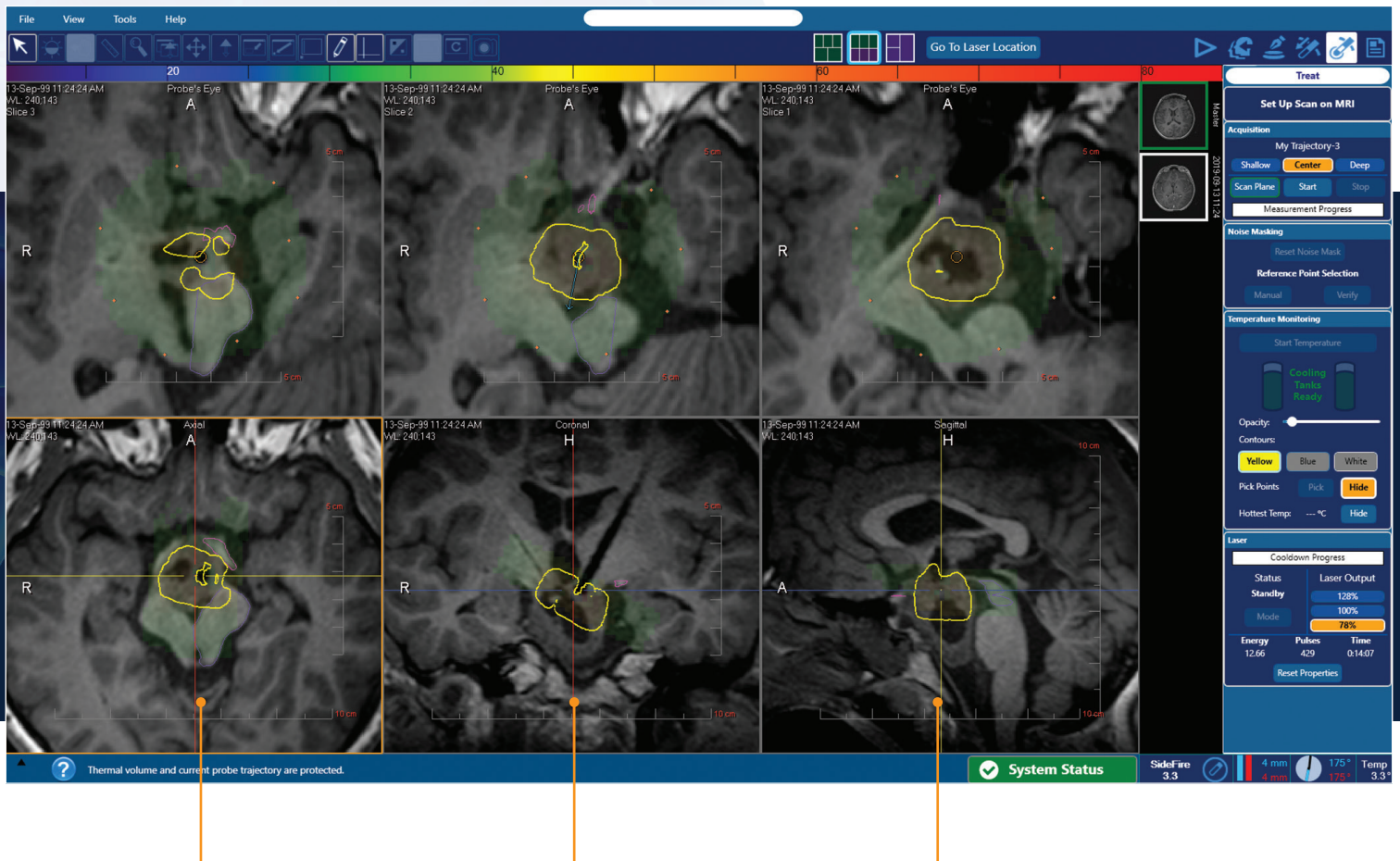
*Import and fuse pre-operative
fMRI or DTI data to
enhance precision*

*Customize your views
to see critical
anatomical detail*

PRECISION COMES WITH MULTIPLE VIEWS

Enhancements to the software display provide a highly intuitive and detailed visual representation of critical anatomical detail.

- **3-D anatomical views** provide an advanced graphical interface to optimally define the ablation target and surrounding structures
- **Greater visualization** allows you to closely monitor the procedure and tailor laser delivery to conform to the intended ablation boundaries

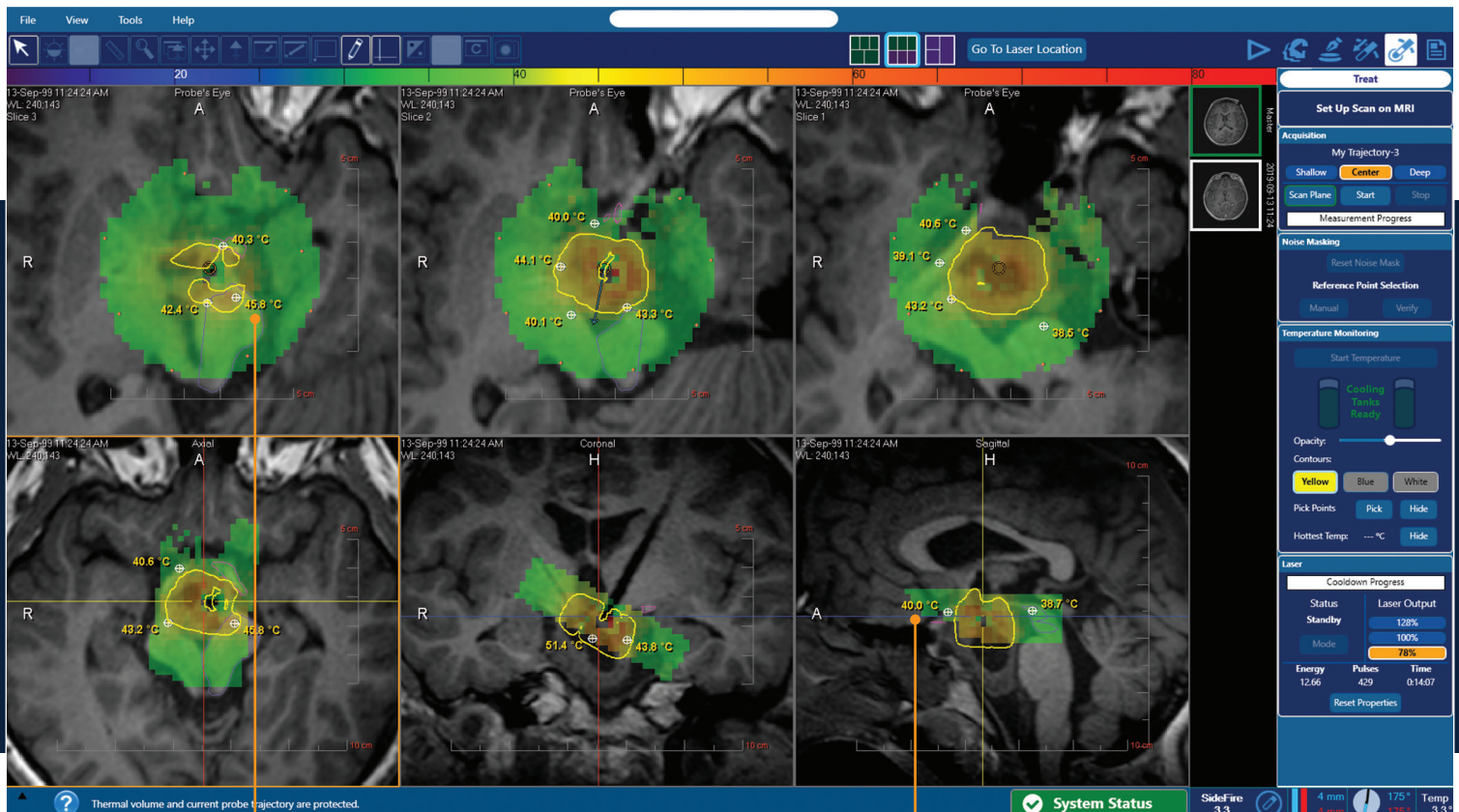


Anatomical views throughout the procedure (axial, coronal, and sagittal)

INFUSED WITH ROBUST SAFETY

NeuroBlate® Fusion-S™ Software builds upon the safety profile of the NeuroBlate System, giving you added confidence throughout each procedure. Robust safety features provide the control and assurance you need to manage the case from start to finish.

- **An unlimited number of temperature pick points** can be set at any location in the three-dimensional ablation zone to carefully monitor ablation progression and avoid eloquent structures
- **Intuitive color display** provides critical data to confirm when target temperatures are reached
- **Heat progression is precisely monitored throughout the procedure**, providing assurance that tissue temperatures remain within a safe range



Unlimited number of temperature pick points to carefully monitor ablation

Temperature pick points can be placed on any screen

Disclosures

Monteris provides technology for neurosurgeons, which allows them to ablate (destroy with lethal heat) from the inside, brain lesions and brain tumors that may be difficult to approach via traditional methods. Technology includes the NeuroBlate® System, AxiiiS®, AtamA®, and MiniBolt devices, which may be used together to apply the focused laser energy with little or no effect on surrounding healthy tissue. The NeuroBlate System provides clinicians a tool that offers near real-time control and MRI visualization of the therapy during laser ablation treatment.

All brain surgeries carry risk. Possible adverse events include, but are not limited to, hematoma, embolic events, edema, bleeding, cerebral spinal fluid (CSF) leakage, infection, unintended major tissue damage, and permanent neurological deficits. Prior to using these devices, please review the Instructions for Use for a complete listing of indications, contraindications, warnings, precautions, and potential adverse events. For full prescribing information, please visit monteris.com.

U.S. Office

14755 27th Ave. N., Suite C
Plymouth, MN 55447, USA
+1.866.799.7655

Canadian Office

Unit 1B-25 Scurfield Blvd.
Winnipeg, MB R3Y1G4, Canada
+1.204.272.2220



monteris.com

Rx Only

©2020 Monteris. All Rights Reserved. ™ and ® denote Trademarks and Registered Trademarks of Monteris Medical Corporation.



AA10326 Rev C.1 1/20